

เอกสารข้อมูลผลิตภัณฑ์

ข้อมูลจำเพาะ



miniature, Harmony Electromechanical Relays, 5A, 2CO, with LED, 230V AC

RXM2LB2P7

Main

Range Of Product	Harmony Electromechanical Relays
Series Name	Miniature
Product Or Component Type	Plug-in relay
Device Short Name	RXM
Coil Interference Suppression	Without
Utilisation Coefficient	20 %
Sale Per Indivisible Quantity	10

Complementary

Contacts Type And Composition	2 C/O
Contact Operation	Standard
[Uc] Control Circuit Voltage	230 V AC 50/60 Hz
[I _{th}] Conventional Enclosed Thermal Current	5 A at -40...55 °C
Status Led	With
Control Type	Without push-button
[Ui] Rated Insulation Voltage	250 V conforming to IEC
[U _{imp}] Rated Impulse Withstand Voltage	4 kV during 1.2/50 μs conforming to IEC 61810-7
Contacts Material	Silver alloy (Ag/Ni)
[I _e] Rated Operational Current	5 A (AC-1/DC-1) NO conforming to IEC 2.5 A (AC-1/DC-1) NC conforming to IEC 1 A at 28 V (DC-13) NO
Minimum Switching Current	10 mA
Maximum Switching Voltage	250 V AC 28 V DC
Minimum Switching Voltage	17 V
Load Current	5 A at 250 V AC 5 A at 28 V DC
Maximum Switching Capacity	1250 VA AC 140 W DC
Minimum Switching Capacity	170 mW
Operating Rate	<= 1200 cycles/hour under load <= 18000 cycles/hour no-load
Mechanical Durability	10000000 cycles

Electrical Durability	100000 cycles for resistive load 50000 cycles, 1 A at 28 V, DC-13 NO
Average Coil Consumption In Va	1.2 AC
Drop-Out Voltage Threshold	>= 0.15 U _c AC
Operating Time	20 ms between coil de-energisation and making of the Off-delay contact 20 ms between coil energisation and making of the On-delay contact
Average Resistance	16500 Ohm at 23 °C +/- 15 %
Rated Operational Voltage Limits	184...253 V AC
Protection Category	RT I
Test Levels	Level A group mounting
Operating Position	Any position
Cad Overall Width	21 mm
Cad Overall Height	27 mm
Cad Overall Depth	46 mm
Net Weight	0.031 kg
Dielectric Strength	2000 V AC between coil and contact with basic insulation 2000 V AC between poles with basic insulation 1000 V AC between contacts with micro disconnection
Safety Reliability Data	B10d = 100000

Environment

Standards	CE IEC 61810-1 (iss. 2)
Ambient Air Temperature For Storage	-40...85 °C
Ambient Air Temperature For Operation	-40...55 °C
Vibration Resistance	3 gn, amplitude = +/- 1 mm (f = 10...50 Hz)operating conforming to IEC 60068-2-6 6 gn, amplitude = +/- 1 mm (f = 10...50 Hz)not operating conforming to IEC 60068-2-6
Ip Degree Of Protection	IP40 conforming to IEC 60529
Pollution Degree	3
Shock Resistance	30 gn for not operating conforming to IEC 60068-2-27 10 gn for in operation conforming to IEC 60068-2-27

Packing Units

Unit Type Of Package 1	PCE
Number Of Units In Package 1	1
Package 1 Height	2.000 cm
Package 1 Width	3.000 cm
Package 1 Length	4.500 cm
Package 1 Weight	32.000 g
Unit Type Of Package 2	BB1
Number Of Units In Package 2	10
Package 2 Height	3.000 cm
Package 2 Width	10.500 cm
Package 2 Length	12.000 cm

Package 2 Weight	348.000 g
Unit Type Of Package 3	S02
Number Of Units In Package 3	240
Package 3 Height	15 cm
Package 3 Width	30 cm
Package 3 Length	40 cm
Package 3 Weight	8.612 kg

Contractual warranty

Warranty	18 months
----------	-----------

ความยั่งยืน

ฉลาก **Green Premium™** เป็นความมุ่งมั่นของ Schneider Electric ในการส่งมอบผลิตภัณฑ์ที่มีประสิทธิภาพด้านสิ่งแวดล้อมที่ดีที่สุด Green Premium ให้คำมั่นว่าจะปฏิบัติตามกฎระเบียบล่าสุด ความโปร่งใสต่อผลกระทบด้านสิ่งแวดล้อม รวมถึงผลิตภัณฑ์หมุนเวียนและ CO₂ ต่ำ

คู่มือการประเมินความยั่งยืนของผลิตภัณฑ์เป็นเอกสารวิจัยที่ช่วยชี้แจงมาตรฐานฉลากสิ่งแวดล้อมทั่วโลกและวิธีการตีความการประเมิน

[เรียนรู้เพิ่มเติมเกี่ยวกับ Green Premium >](#)

[แนวทางในการประเมินความยั่งยืนของผลิตภัณฑ์ >](#)



ความโปร่งใส RoHS/REACH

ประสิทธิภาพด้านสุขภาพ

Reach Free Of Svhc

Toxic Heavy Metal Free

Mercury Free

Rohs Exemption Information Yes

ใบรับรองและมาตรฐาน

Reach Regulation [REACH Declaration](#)

Eu Rohs Directive Pro-active compliance (Product out of EU RoHS legal scope)
[EU RoHS Declaration](#)

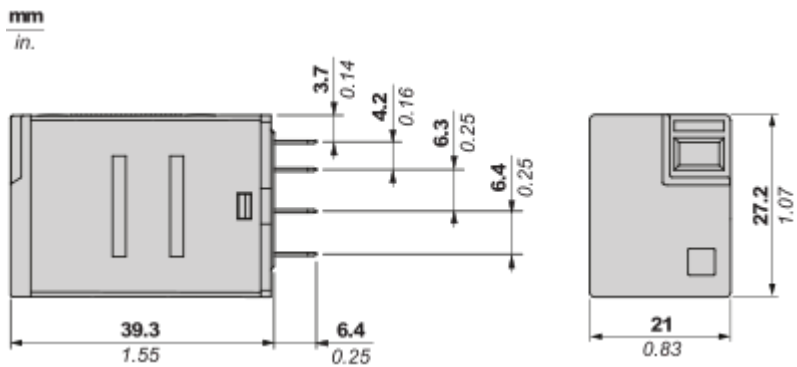
China Rohs Regulation [China RoHS declaration](#)

Environmental Disclosure [Product Environmental Profile](#)

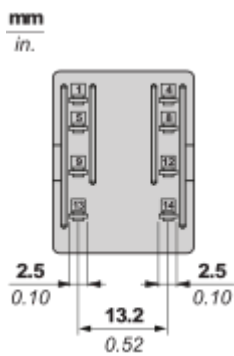
Weee The product must be disposed on European Union markets following specific waste collection and never end up in rubbish bins

Circularity Profile [End of Life Information](#)

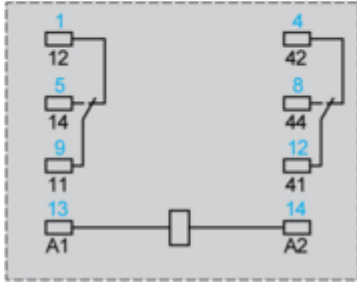
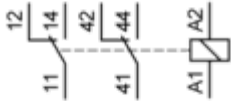
Dimensions



Pin Side View



Wiring Diagram

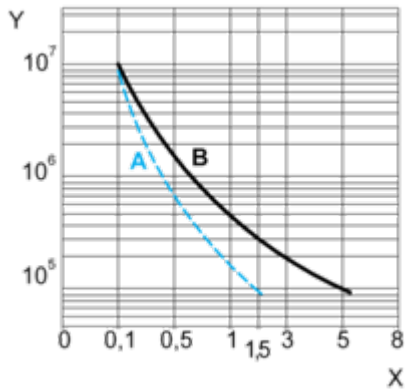


Symbols shown in blue correspond to Nema marking.

Electrical Durability of Contacts

Durability (inductive load) = durability (resistive load) x reduction coefficient.

For 2 Poles Relay



X : Contact current (A)

Y : Durability (Number of operating cycles)

A : Inductive load

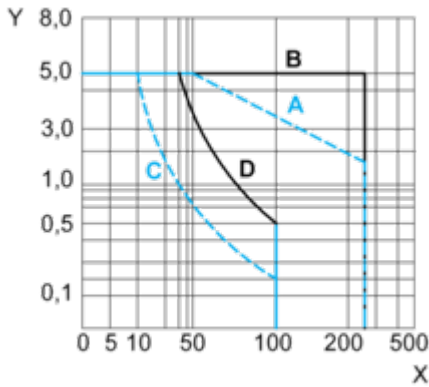
B : Resistive load

Note : These are typical curves, actual durability depends on load, environment, duty cycle, etc.

For inductive load, to increase relay life cycles, please add a proper load protection circuit (eg: RC protection/Varistor/free Wheeling diode -DC load only-)

Maximum Switching Capacity

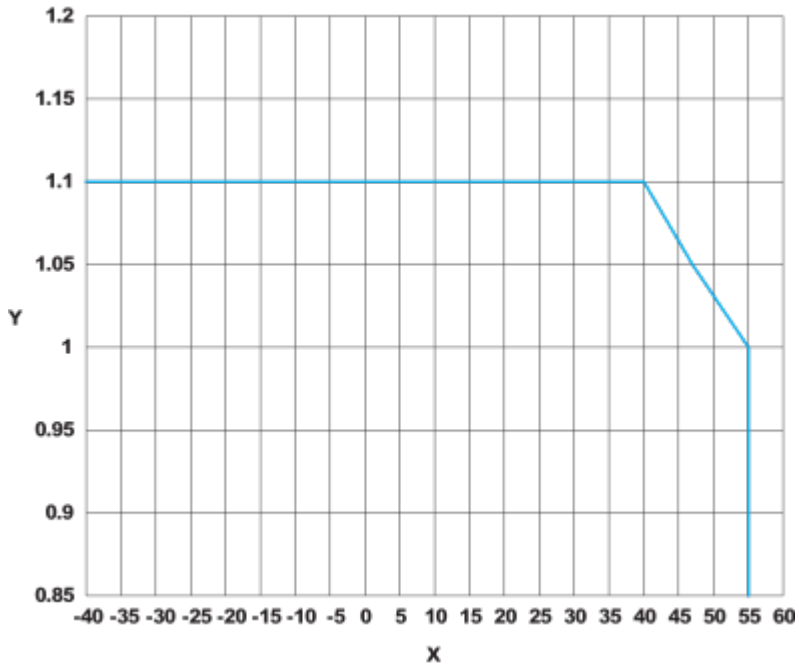
For 2 Poles Relay



- X : Contact voltage (v)
- Y : Contact current (A)
- A : Inductive AC load
- B : Resistive AC load
- C : Inductive DC load
- D : Resistive DC load

Note : These are typical curves, actual durability depends on load, environment, duty cycle, etc.
 For inductive load, to increase relay life cycles, please add a proper load protection circuit (eg: RC protection/Varistor/free Wheeling diode -DC load only-)
 For low level loads (below 10mA), we recommend to use RXM*GB series with bifurcated contacts relays instead.

AC Coil Voltage and Operating Temperature under continuous duty



X : Operating temperature (°C)

Y : AC coil voltage (UC)